


# Agenda

- **8:25 a.m. Session I**

- **Eagle Scout Leadership Service Project**



- **10:00 a.m. Session II**

- **Eagle Board of Review**



- **11:00 a.m. Session III**

- **Eagle Scout Paperwork**



# **The Eagle Workshop**

## **Adult & Youth Training**



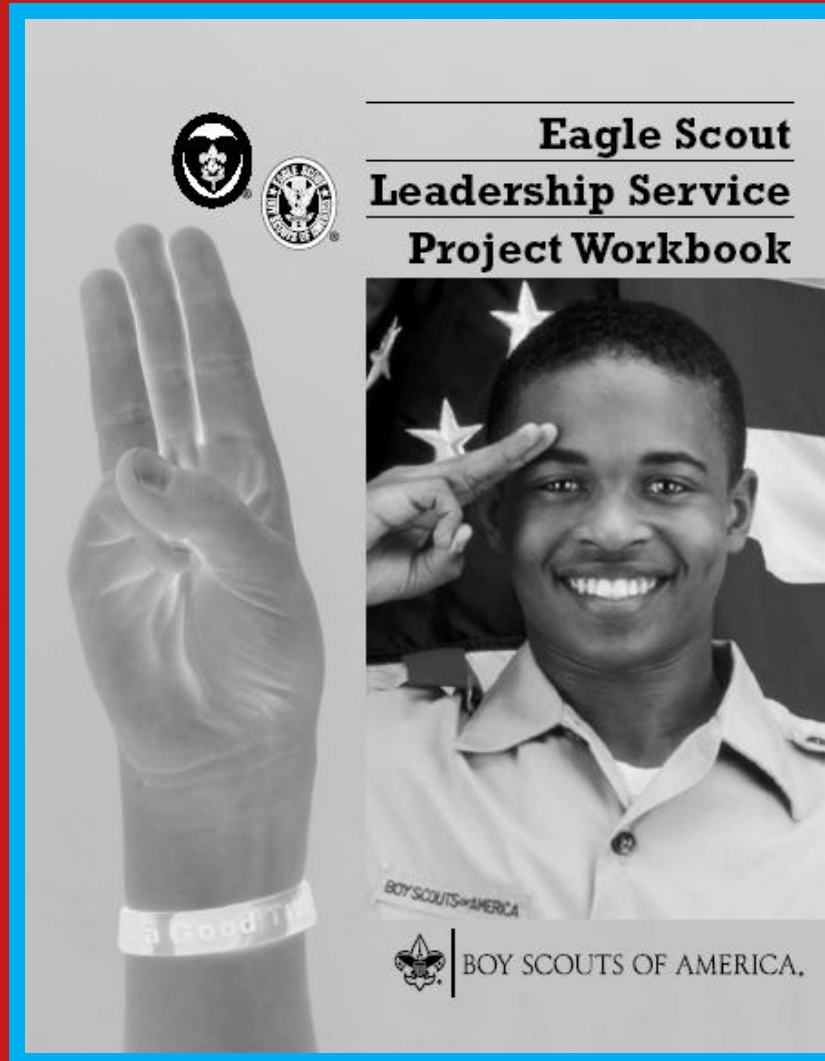
**Three Fires District**  
**Great Sauk Trail Council**

**January 2, 2010**



# Eagle Scout Leadership Service Project


# Session 1



# Eagle Scout Leadership Service Project

## *Why?*


- **Eagle Scout Leadership Service Project provides leadership experience outside of scouting that gives benefit to a church, school or community.**
- **Consists of two parts:**
  - **Planning**
  - **Execution**
- **Project write-up represents your outcomes**



# Eagle Scout Leadership Service Project


## *How to start ...*

- **Workbook helps you plan, record progress and submit a final report**
- **Must use the workbook (electronic or hard copy)**
- **[www.nesa.org](http://www.nesa.org) web site Eagle Scout Leadership Service Project Workbook available in .pdf or hard copy No. 512-927 at Council Office**




# Eagle Scout Leadership Service Project

## *The Requirement*



- **Plan, develop and give leadership to others**
- **Beneficial to religious institution, school or community**
- **Project plan approved by benefiting organization, unit leader, unit committee and council/district advancement representative**

# Eagle Scout Leadership Service Project *Originality*




- **Can be original ~ but not required**
- **You must accept responsibility for planning, directing and following through to its successful completion**

# Eagle Scout Leadership Service Project


## *Limitations*

- **Not Routine labor**
- **Not Council Property or BSA activity**
- **Not performed for business or individual or commercial nature**
  - **Best for non-profit organization 501(c)3**
- **Not a fundraiser (fund-raising permitted only for securing materials to carry out project)**






# Eagle Scout Leadership Service Project *Size*



- **No specific requirement**
- **Must be helpful to a religious institution, school or community.**
- **Time spent must be as much as necessary to demonstrate leadership of others**

# Eagle Scout Leadership Service Project


## *Examples*



- **Landscaping at Veterans Hospital**
- **Outdoor Chapel for Church Youth Group**
- **Bird Sanctuaries for Nature Center**
- **School Supplies for Missionary Work**
- **Markers for Hiking Trail**
- **Original Ideas Welcome**


# Eagle Scout Leadership Service Project

## *Approvals*



- **Before you start, ask yourself**
  - **Who will benefit from the project?**
  - **How will they benefit?**
  - **What official from the project will provide guidance?**
  - **How many people will be recruited to help out?**
  - **What are the project planning details?**
  - **Who can be a resource to me?**

# Eagle Scout Leadership Service Project *Approvals*



- **Then obtain concept approval from:**
  - **Benefiting Organization**
  - **Unit Leader**

This concept was discussed with my unit leader on \_\_\_\_\_  
Date

The project concept was discussed with the following representative of the group that will benefit from the project.

\_\_\_\_\_  
Representative's name


\_\_\_\_\_  
Date of meeting

\_\_\_\_\_  
Representative's title

\_\_\_\_\_  
Phone No.

# Eagle Scout Leadership Service Project

## *Approvals*



- **Write up your Project Plan details**
- **Obtain approval signatures Project Plan from:**
  - **Benefiting Organization**
  - **Unit Leader**
  - **Unit Committee**
  - **Council or District Advancement Representative**

### Approval Signatures for Project Plan

Project plans were reviewed and approved by

\_\_\_\_\_ Date


\_\_\_\_\_ Date

\_\_\_\_\_ Date

\_\_\_\_\_ Date

# Eagle Scout Leadership Service Project

## *Note*




**IMPORTANT NOTE:** You may proceed with your leadership service project only when you have

- ✓ Completed all the above mentioned planning details
- ✓ Shared the project plans with the appropriate persons
- ✓ Obtained approval from the appropriate persons

# *Log all of your time!*


# **Eagle Scout Leadership Service Project *Project Outcomes***



- **Project write-up highlights:**
  - **In what ways did you demonstrate leadership to others?**
  - **Give examples of how you directed the project rather than doing the work yourself?**
  - **In what way did the group benefit from the project?**
  - **Did the project follow the plan?**
  - **If changes were made, explain why?**

# Eagle Scout Leadership Service Project

## *Approvals*



- **Obtain completion approvals from:**
  - **Benefiting Organization**
  - **Unit Leader**
  - **Eagle Scout Board of Review** (*manner in which project was carried out*)

### Approvals for Completed Project

Start date of project \_\_\_\_\_

Completion date of project, including paperwork and final signature \_\_\_\_\_

The project was started and has been completed since I received the Life Scout rank, and is respectfully submitted for consideration.

\_\_\_\_\_  
Applicant's signature

\_\_\_\_\_  
Date

This project was planned, developed, and carried out by the candidate.

\_\_\_\_\_  
Signature of Scoutmaster/Coach/Advisor

\_\_\_\_\_  
Date


\_\_\_\_\_  
Signature of the representative of religious institution, school, or community

\_\_\_\_\_  
Date



# Eagle Scout Leadership Service Project


## *Project Description*



- **Describe the project you plan to do.**
- **What group will benefit from the project?**
- **Project will be a benefit to the group because:**
- **Project discussed with unit leader on \_\_\_\_.**
- **Project discussed with group representative on \_\_\_\_.**

# Eagle Scout Leadership Service Project


## *Project Details*



- **Plan your work by describing the present condition, the method, materials to be used, project helpers, a time schedule for carrying out the project, the estimated cost of the project and how the needed funds will be obtained. Describe any safety hazards you might face and explain how you will ensure the safety of those carrying out the project.**
- **Photographs (before/after)**

# Eagle Scout Leadership Service Project


## *Project Details*



- **Plan your work by describing the present condition, the method, materials to be used, project helpers, a time schedule for carrying out the project, the estimated cost of the project and how the needed funds will be obtained. Describe any safety hazards you might face and explain how you will ensure the safety of those carrying out the project.**
- **Photographs (before/after)**

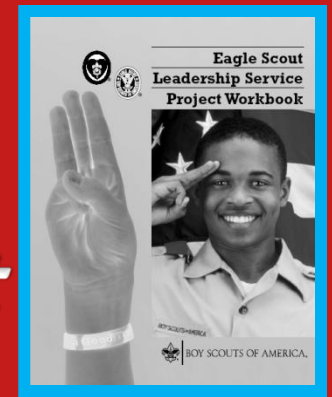
# **Eagle Scout Leadership Service Project *Project Details***

- Present Condition**
- Method**
- Material List**
- Tool List**
- Project Workers**
- Time Schedule**
  - **List of tasks**
  - **Which days you will accomplish each task**
- Fund-raising to pay for materials or food**
- Safety Hazards**
- Safety Plans**
  - **First Aid**
  - **Training of workers using special tools**



# Eagle Scout Leadership Service Project


## *Carrying out the Project*



- Record your progress on the project**
- Keep a record (log book) of time spent planning & executing**
- List who worked on the project**
  - Hours and days worked by each person**
  - Hours spent on planning**
  - TOTAL the hours spent on the project**
- List the type and costs of all materials**


# Eagle Scout Leadership Service Project

## *Carrying out the Project*



- List all Donations (name and amount)**
- Document changes**
  - **What changed from original project and why**
  - **Before & After Photographs**
- Approvals for Completed Project**
  - **Your signature**
  - **Unit Leader**
  - **Group representative**
    - The date of this signature indicates project completion and is the same date placed on the Eagle Application.**


# **Eagle Scout Leadership Service Project *Project Submission***



- **Eagle Scout Leadership Service Project Workbook**
  - **Properly filled out**
  - **Submitted with Eagle Application**


**Your project must stand as an independent report  
clearly demonstrating your leadership!**

# Eagle Scout Leadership Service Project *Questions*





# Agenda



- **8:25 a.m. Session I**

- **Eagle Scout Leadership Service Project**

- **10:00 a.m. Session II**

- **Eagle Board of Review**



- **11:00 a.m. Session III**

- **Eagle Scout Paperwork**



# Eagle Board of Review

## Session 2



# **Eagle Board of Review**

## ***Board Membership***



- **Composed of 3 to 6 members**
- **Members do not have to be registered**
- **Unit leaders, assistant Unit leaders, relatives or guardians may not serve on board at unit level**
- **Contents of the Board of Review are confidential and not disclosed outside the review**

# **Eagle Board of Review**

## ***Pre-Review Process***



- **Convenes 30 minutes prior**
  - **Review the prospective application**
  - **Read the reference letters & documents**
  - **Review service project by assessing final report (and available pictures)**
  - **Review guidelines to formulate pertinent questions**

# Eagle Board of Review

## *Goals of the Board*



### **1. Determine that Eagle project successfully carried out**

- **Did candidate demonstrate leadership?**
- **Did he indeed direct the project himself?**
- **Was the project of value to the institution, school or community group?**
- **Verify completion with benefiting group.**
- **Did the project follow the plan?**
- **What did the candidate learn from any changes?**

# **Eagle Board of Review**

## ***Goals of the Board***



- 2. Assures the candidates participation and understanding of the Scouting Program**
- 3. A thorough discussion of his successes and experiences in Scouting should take place**
- 4. Chair adds any relevant data**

# Eagle Board of Review

## *Assessments*



- **Review Eagle service project**
  - *Not an occasion to criticize*
  - *Comfortable with its completion*
- **Strengths and shortcomings of troop**
- **Does scout believe he is an “Eagle”**
- **Demonstration of scout spirit in all facets of life**
- **Role model to other scouts**

# Eagle Board of Review

## *Guidelines for Questions*



- 1. Review is not an examination!**
- 2. Board attempts to determine the Scout's attitude toward and acceptance of Scouting's ideals.**
- 3. Board makes sure that good standards of performance have been met in all phases of his life.**
- 4. A discussion of the Scout Oath and Scout Law.**
- 5. Candidates recognition and understanding of the value of Scouting at home, unit, school and community.**
- 6. Scout is encouraged to talk about himself.**



# Eagle Board of Review

## *Scout Spirit*



- **What is it?**
- **Incorporating the Oath and Law into the daily life of a scout!**

### ***The Mission of the Boy Scouts of America***

***To prepare young people to make ethical choices over their lifetimes by instilling in them the values of the Scout Oath and Law.***

# Eagle Board of Review

## *Duty to God*



- **Scouting recognizes an obligation to God**
- **BSA recognizes religious training element yet nonsectarian in its attitude towards training**
- **BSA does not define God for a Scout**
- **Keep good citizenship before Scout**
- **Scout commits each time Scout Oath/Law is recited**

# Eagle Board of Review

## *Duty to God*



- **Does the scout fulfill his religious duty?**
- **Discussion of scouts religion is appropriate ... How do you honor the 12<sup>th</sup> point of the Scout Law?**
- **Can fulfill duty without particular denomination**
- **Maturity associated with the answers**

# **Eagle Board of Review**

## ***Starting the Review***



- 1. Scoutmaster introduces candidate to the Board**
- 2. Board decides if Unit Leader can observe**
- 3. Candidate begins by reciting**
  - His name**
  - Scout Rank he is being considered for**
  - Scout Oath**
  - Scout Law**
- 4. Board gives the Scout the “once over” on his uniform**

# Eagle Board of Review

## *Interview Process*



- 1. Board does not re-test the candidate**
- 2. Board determines Scout's attitudes & acceptance of Scouting's ideals**
- 3. Pleasant experience for candidate**
- 4. Questions will focus on understanding and adherence to the Scout Oath and Law**
- 5. What are the Scouts plans for the future**

# **Eagle Board of Review**

## ***Evaluation by the Board***



- 1. Review lasts about 45 minutes**
- 2. Candidate is excused for deliberations**
- 3. Discussion on acceptability as an Eagle Scout**
- 4. Board decision must be unanimous**
  - Recommendation for Eagle award**
  - If unacceptable – a discussion on how to meet the given requirement(s) within a specified time period**

# **Eagle Board of Review**

## ***Outcomes Shared***



### **1. Candidate Feedback**

- **Board Decision**
- **Points of Enrichment**
- **Congratulate Scout**

### **2. Award is not given until final approval from National office**

- **Council Office contacts Unit leader to pick up the Eagle Award**

### **3. Eagle Certificate is Board of Review date**

### **4. Plan for the Eagle Court of Honor**

# Eagle Board of Review

## *Appeal Procedures*



- **If Troop leader or committee does not recommend Scout for board of review**
  - *Scout (or interested party) may appeal to next highest level.*
  - *Unit, District, Council, National*
- **If board does not find favorably for the candidate**
  - *Scout (or interested party) may appeal to next highest level.*
  - *District Advancement committee*
- **When appealed**
  - *Prompt review of the facts*
  - *No confrontation*
  - *Written report forwarded to National*
- **Appeals only made through local council**




# Eagle Board of Review *Questions*



# Agenda

- **8:25 a.m. Session I**

- **Eagle Scout Leadership Service Project**



- **10:00 a.m. Session II**

- **Eagle Board of Review**



- **11:00 a.m. Session III**

- **Eagle Scout Paperwork**



# Eagle Paperwork

## Session 3



# **Eagle Paperwork**



## ***Completion of Life Award***

- **Great Sauk Trail Council ~  
Congratulatory Packet**
  - **Letter from Council Executive**
  - **Eagle Scout Leadership Service Project Guidelines**
  - **Leadership Service Project Booklet**
  - **Life to Eagle process flow**
  - **Eagle Scout Application**

# Eagle Paperwork

## Council Executive Letter



### GREAT SAUK TRAIL COUNCIL

Boy Scouts of America

Ann Arbor Service Center  
1878 Homer Parkway  
Ann Arbor, MI 48104-4199  
Phone: 734-971-1100 Fax: 734-971-5043

Jackson Service Center  
729 W. Michigan Ave.  
P.O. Box 1342  
Jackson, MI 49204  
Phone: 517-782-6587 Fax: 517-782-6588

Dear Scout,

Congratulations on becoming a Life Scout! You have reached a level of progress, which is attained by only a small number of Scouts. You have come a long way along on the Scouting Trail, and we particularly want to encourage you to continue toward the Eagle Rank.

As you continue in Scouting, you will reach out into your community to learn from many fine mentors who are ready to help you. You will also be contributing your own fine skills and good judgment. Advancement to the Eagle Rank is progress toward a position of leadership in your community.

This packet of materials has been assembled to help you bridge the most common mistakes and pitfalls that stand between you and reaching your objective to fly with the Eagles. Don't quit now the summit is within your grasp. Your Scoutmaster, Troop Advancement Chair and the District Advancement Chair are looking forward to your success.

Please read this material and ask for help, direction and information. There are many Scouters that want to help you succeed.

Yours in Scouting,

  
Brad Bowersox  
Scout Executive

# Eagle Paperwork

## Project Guidelines



Great Sauk Trail Council Life to Eagle Packet

### Eagle Scout Leadership Service Project Guidelines

The Eagle Candidate, while a Life Scout, must create and execute a service project. The project must be meaningful and reflect the highest ideals of the rank of Eagle Scout. The project idea must originate with the Candidate and reflect the initiative and commitment expected of a potential Eagle Scout, although counsel of adults may be sought.

The Service Project Proposal must be approved by the following individuals **"before the project is started."** All the following signatures are mandatory.

- Scoutmaster/Coach/Crew Advisor (Designated) Unit Committee Member
- Religious institution, school or community representative (benefiting organization)
- District Advancement Committee member (Page 9 of the Project Workbook)

BSA's Eagle Scout Leadership Service Project Workbook must be used. The Candidate may use the printed booklet (provided with this packet) or one of the Online formats available at [www.scouting.org](http://www.scouting.org). Whatever format you choose, you will need to print hard copies and acquire proposal and completion signatures as indicated.

Key words from 'The 12 Steps from Life to Eagle' are **"plan, develop and give leadership to others."** In previous Scout service, the Scout could be a follower. For Eagle, he must be a leader. His leadership ability is demonstrated by:

1. Planning the work to be done.
2. Developing and organizing the work and manpower.
3. Directing its completion - he must involve other people to carry out his project.

The Candidate has already demonstrated leadership within Scouting as he has met the requirements for rank advancement. Now he must demonstrate his leadership ability outside of Scouting through a worthwhile project for his community, church or school.

#### Drafting your proposed Eagle Scout Service Project

The written service project proposal is to include:

- a) a clear statement of purpose which identifies the service activity and its beneficiary;
- b) a well-developed plan of implementation for ensuring the successful completion of the project;
- c) the specific designation of those persons who will assist the Candidate and over whom he will exercise constructive leadership; (Include youth in your workforce)
- d) a list of individuals from whom approval, permission, liability waivers, or other documents necessary for implementation of the project must be obtained; and
- e) identification of special skills the candidate has or must develop for the successful completion of the project. Often, earning appropriate merit badges will provide relevant skills and the Candidate is urged to plan his service project as soon as possible.

At the conclusion of the project, a full report must be written by the Candidate. The report should follow the outline of the proposal, but it should also include pictures, letters from the beneficiaries or other documentation to substantiate the meaningfulness of the project. The final report must also include the letters of approval, permission or waivers identified in d) above. The report is to be submitted with the Eagle Scout Leadership Service Project Workbook and any other documentation for review by the Scoutmaster and Unit Advancement Committee. Candidate should keep a copy for his own records. For further detail, see requirement #5 below.

Great Sauk Trail Council Life to Eagle Packet

### Service Project Resources/Ideas

The workbook outline the initial considerations for your Service Project. Make sure you read them thoroughly before you write your proposal. The following is a partial list of service opportunities (or know of some) that you can develop your project

	The Salvation Army
	Historical Societies
	Service Organizations (Kiwanis, etc.)
	State Recreation Areas
	Conservation Organizations
	Colleges, Universities
	Museums
	Government Agencies
on	Civic Organizations
	American Kidney Foundation
	American Cancer Society
ces	Local Charities
ork Service	Organ/Tissue Donation (Lions)
	Community Health/Wellness
omes	Crisis Shelters

#### Book and Application On Line:

[www.scouting.org/trail/](http://www.scouting.org/trail/)  
How-to Manual or Eagle Scout Rank Application.  
You have 3 options. Selecting PDF will let you print a hard copy to write on. Selecting DOC will download a document in word that you can save on your computer. Selecting RTF will let you download a version you can work with if you don't have the capability to work in Microsoft word. Hard copy is printed out for you. Application will let you fill out the application on your computer if you have a printer. Application will let you fill out the application on your computer if you have a printer. Application will let you fill out the application on your computer if you have a printer.

Life to Eagle Packet

0 or later.

, and year (two digits each, i.e., 01/05/06).

ements; page numbers reference the Eagle Scout

m personally and would be willing to provide a list of those listed individuals that they may be contacted by the District Advancement Team. If you have done work or would know someone who has, please list their name.

to each individual listed on the application. The Scoutmaster/Coach/Crew Advisor, and Unit Advancement Member will provide and mail a copy of all material before handing it over to the Candidate.

or numbers 6 and 9, cross off those not earned. If you have earned numbers 6 and 9, write them in spaces between 13 and 14.

r they were earned to satisfy Star, Life and Eagle

Workbook - or authorized computer version from

g any project work (other than planning) is started: 1) Scoutmaster/Coach/Crew Advisor; 2) Religious institution, school or community representative (benefiting organization); and 4) District Advancement Committee member. Advice/counsel may be sought at any time, and approval.

Details specified in pages 4-7 and 10-13. The report should show beyond question that you have given leadership to others including youth. The report should be typed, double-spaced, using correct grammar, spelling, and punctuation. The report should be typed and arranged within the report in a logical order, and include the following information:

**o**utline of the project  
**e**t  
**e**ct to the community?  
**r**ve?  
**g** and developing the project?

ne?

6.doc

3

Eagle Packet

Why?  
accommodate this?  
ity, when and for how long?  
vided in workbook for Hours Spent by  
Individuals Working on the Project  
(Y) or adult (A).  
adult workers with duties  
(suggested.)  
used? Were there costs?  
?

fety during this project?  
this experience?  
Planning stages through  
documenting hours spent by  
s (pg 10).

or waivers identified in the  
ter/Coach/Crew Advisor, and  
munity (benefiting organization) must sign  
adequate attention of the District


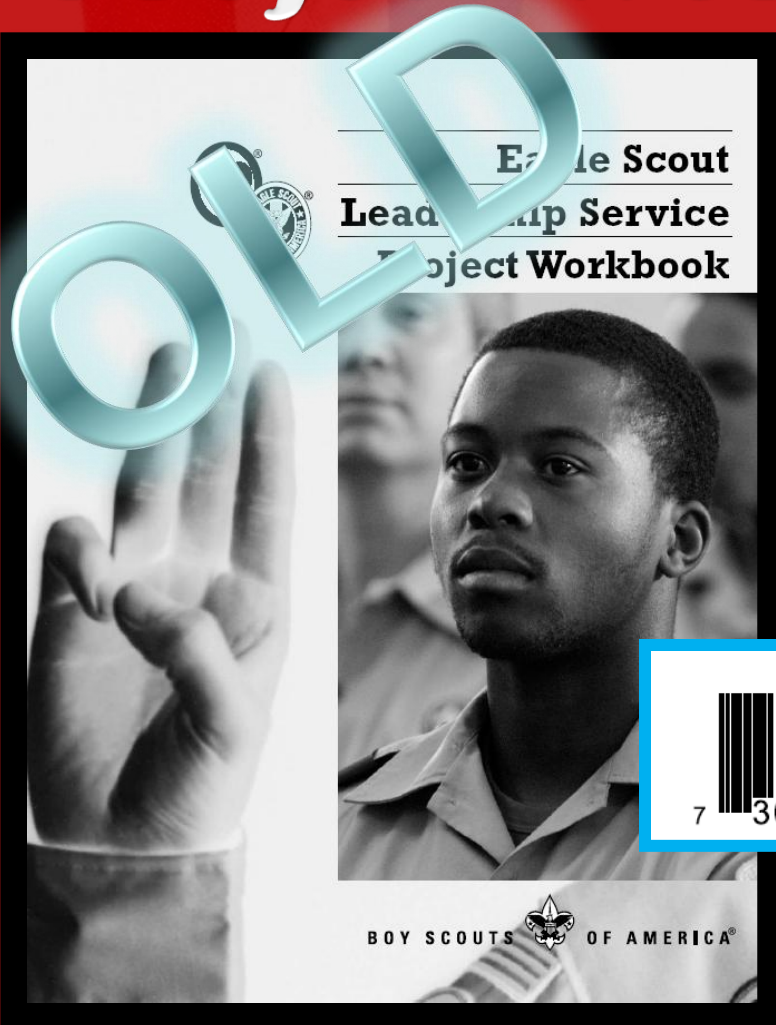
l, written by a representative of the  
l report. This letter does not replace the  
st be complete and turned in with the  
s listed in requirement 2 of application to

t interests you, what you might want to  
continue or develop and how Scouting

ard of review will be scheduled until all  
be directed to the District Advancement

# Eagle Paperwork

# Project Workbook



BOY SCOUTS OF AMERICA

BOY SCOUTS OF AMERICA

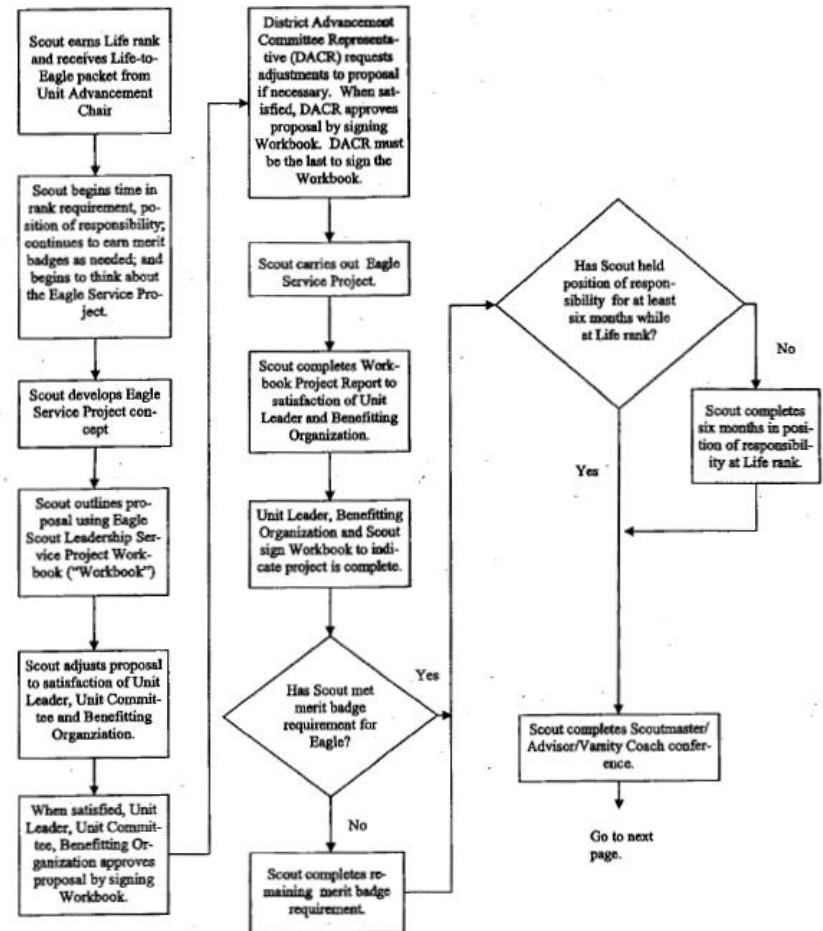
# Eagle Paperwork

## Process Flow



Page 1

Process Flow for Life to Eagle - Great Sauk Trail Council  
8/25/06



ALL ITEMS ON THIS PAGE OF FLOWCHART MUST HAPPEN BEFORE THE DAY OF THE SCOUT'S 18TH BIRTHDAY.



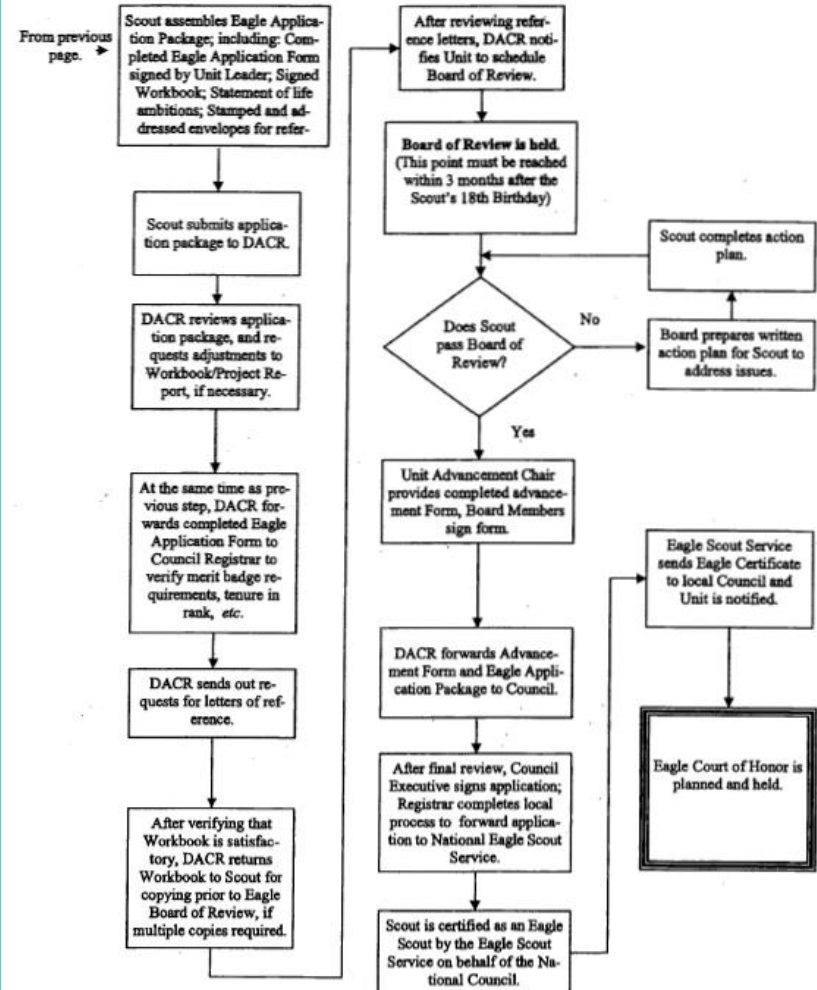
# Eagle Paperwork

## Process Flow



Page 2

Process Flow for Life to Eagle Continued







# Eagle Paperwork

## *Eagle Application*



**AGE REQUIREMENT ELIGIBILITY.** Merit badges, badges of rank, and Eagle Palms may be earned by a registered Boy Scout, Varsity Scout, or Venturer. He may earn these awards until his 18th birthday. Any Venturer who achieved the First Class rank as a Boy Scout in a troop or Varsity Scout in a team may continue working for the Star, Life, and Eagle Scout ranks and Eagle Palms while registered as a Venturer up to his 18th birthday. Scouts and Venturers who have completed all requirements prior to their 18th birthday may be reviewed within three months after that date with no explanation. Boards of review conducted between three and six months after the candidate's 18th birthday must be preapproved by the local council. A statement by an adult explaining the reason for the delay must be attached to the Eagle Scout Rank Application when it is submitted to the Eagle Scout Service. The Boy Scout Division at the national office must be contacted for procedures to follow if a board of review is to be conducted more than six months after a candidate's 18th birthday.

A Scout or Venturer with a disability may work toward rank advancement after he is 18 years of age. See *Advancement Committee Policies and Procedures* for details.

Date of birth

Month	Day	Year		

# Eagle Paperwork

## *Eagle Application*



**REQUIREMENT 1.** Be active in your troop, team, crew, or ship for a period of at least six months after you have achieved the rank of Life Scout.

Date of Life Scout  
board of review

Month	Day	Year		

**REQUIREMENT 2.** Demonstrate that you live by the principles of the Scout Oath and Law in your daily life. List the names of individuals who know you personally and would be willing to provide a recommendation on your behalf.

	Name	Address	Telephone	E-mail
Parents/guardians	_____	_____	_____	_____
Religious	_____	_____	_____	_____
Educational	_____	_____	_____	_____
Employer (If any)	_____	_____	_____	_____
Two other references	_____	_____	_____	_____
	_____	_____	_____	_____

# Eagle Paperwork

## *Eagle Application*



**REQUIREMENT 3.** Earn a total of 21 merit badges (required badges are listed). List the month, day, and year the merit badge was earned.

MERIT BADGE	DATE EARNED	UNIT NO.	MERIT BADGE	DATE EARNED	UNIT NO.	MERIT BADGE	DATE EARNED	UNIT NO.
1 CAMPING			8 FIRST AID			15		
2 CITIZENSHIP IN THE COMMUNITY			*†9 CYCLING OR HIKING OR SWIMMING			16		
3 CITIZENSHIP IN THE NATION			10 PERSONAL MANAGEMENT			17		
4 CITIZENSHIP IN THE WORLD			†11 PERSONAL FITNESS			18		
5 COMMUNICATIONS			12 FAMILY LIFE			19		
*8 EMERGENCY PREPAREDNESS OR LIFESAVING			13			20		
7 ENVIRONMENTAL SCIENCE			14			21		

\*Cross out badges not earned. If a crossed-out badge was earned, it may be reentered in 13 through 21.

Four of these required merit badges were earned for the Star Scout rank and three more were earned for the Life Scout rank.

# Eagle Paperwork

## *Eagle Application*



**REQUIREMENT 4.** While a Life Scout, serve actively for a period of six months in one or more of the following positions of responsibility. List only those positions served after Life board of review date.

Boy Scout troop. Patrol leader, Venture patrol leader, assistant senior patrol leader, senior patrol leader, troop guide, Order of the Arrow troop representative, den chief, scribe, librarian, historian, quartermaster, junior assistant Scoutmaster, chaplain aide, instructor, (effective Jan. 1, 2010) Webmaster and Leave No Trace trainer

Varsity Scout team. Captain, co-captain, program manager, squad leader, team secretary, Order of the Arrow team representative, librarian, historian, quartermaster, chaplain aide, instructor, den chief

Venturing crew/ship. President, vice president, secretary, treasurer, den chief, quartermaster, historian, guide, boatswain, boatswain's mate, yeoman, purser, storekeeper

Lone Scout: Leadership responsibility in his school, religious organization, club, or elsewhere in his community

Position \_\_\_\_\_

Position \_\_\_\_\_

FROM

Month	Day	Year			

FROM

Month	Day	Year			

Date of Life Scout  
board of review

Month	Day	Year			

TO

Month	Day	Year			

TO

Month	Day	Year			

# Eagle Paperwork

## *Eagle Application*



**REQUIREMENT 5.** While a Life Scout, plan, develop, and give leadership to others in a service project helpful to any religious institution, any school, or your community. The project plan must be approved by your Scoutmaster and troop committee, by the council or district, and by the organization benefiting from the effort before you start. You must use the Eagle Scout Leadership Service Project Workbook, No. 512-827, in meeting this requirement.

Project name: \_\_\_\_\_

Date of final signature

Month	Day	Year		

Grand total of hours: \_\_\_\_\_ (from page 10 of Eagle Scout Leadership Project Workbook—for statistical purposes only)

**REQUIREMENT 6.** Take part in a Scoutmaster conference (with Scoutmaster, Coach, or Advisor). Attach to this application a statement of your ambitions and life purpose and a listing of positions held in your religious institution, school, camp, community, or other organizations during which you demonstrated leadership skills. Include honors and awards received during this service.

Date conference was held

Month	Day	Year		



# Eagle Paperwork

## *Eagle Application*



**CERTIFICATION BY APPLICANT.** On my honor as a Scout/Venturer, all statements on this application are true and correct. All requirements were completed prior to my 18th birthday.

Signature of applicant \_\_\_\_\_ Telephone \_\_\_\_\_

Date 

Month	Day	Year			

**UNIT APPROVAL** (personal signatures required)

Signature of unit leader \_\_\_\_\_  
Scoutmaster, Coach, or Advisor Telephone \_\_\_\_\_

Date 

Month	Day	Year			

Signature of unit committee chair \_\_\_\_\_ Telephone \_\_\_\_\_

Date 

Month	Day	Year			

**BSA LOCAL COUNCIL CERTIFICATION.** According to the records of this council, the applicant is a registered member of this unit and this application is approved as accurate.

Signed \_\_\_\_\_ Position \_\_\_\_\_

Date 

Month	Day	Year			

# Eagle Paperwork

## *Eagle Application*



Successfully complete an Eagle Scout Board of Review. The applicant appeared before the Eagle Scout board of review on this date, and this application was approved.

Review date 

--	--	--	--	--	--

 This date will be used on the Eagle Scout credentials.  
Month Day Year

\_\_\_\_\_  
Signature of Eagle Scout board of review chair

\_\_\_\_\_  
Signature of council/district board representative (if applicable)

I certify that all procedures, as outlined in *Advancement Committee Policies and Procedures*, have been followed. I approve this application.

Scout Executive \_\_\_\_\_

Date 

--	--	--	--	--	--

  
Month Day Year

# Eagle Paperwork *Questions*



# **The Eagle Workshop**

## **Adult & Youth Training**



**Three Fires District**  
**Great Sauk Trail Council**

**January 2, 2010**

